














IDENTIFYING NUMBER SEQUENCE


In Between

Look at all the numbers in the pearls. Color the numbers that come between 26 and 61 yellow. Color all the other numbers pink.

① 	② 	③ 	④ 
⑤ 	⑥ 	⑦ 	⑧ 
⑨ 	⑩ 	⑪ 	⑫ 

CJ Says:



Make a hundred chart by drawing a 10" x 10" grid on a large sheet of paper and writing numbers to 100 on it. Encourage your child to refer to this chart when counting out loud by 10's, 5's, and 2's, when counting to 100. Ask your child to look for number patterns on the 100 chart.