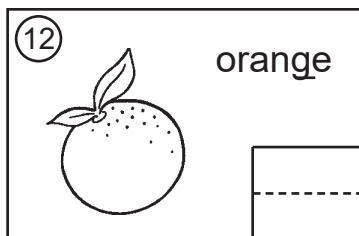

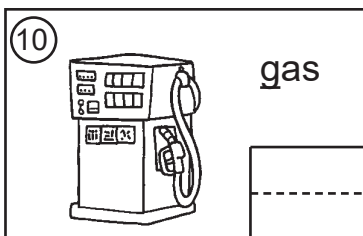

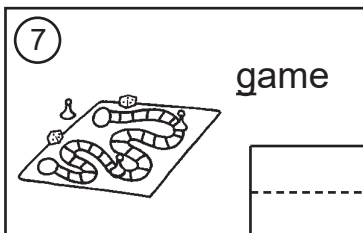
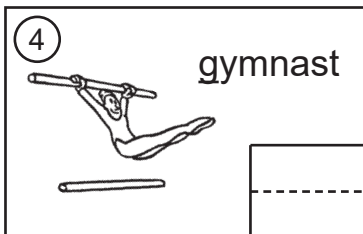


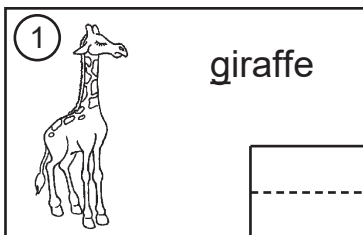


Two Sounds of G

Say the name of each picture word. If the picture word has a soft **g** sound, write **s** in the box. If the picture word has the hard **g** sound, write **h** in the box.



Make a game board by drawing a curved path across a sheet of paper. Divide the path into 12 spaces. Label one end **START** and label the other end **FINISH**. Write some words that begin with the two sounds of **g** on index cards, and place them face down. To begin the game, have your child place a coin on **START**. Then have her pick up a card and read the word. If she can give the correct classification for the **g** (hard or soft), she moves one space on the path. If she can give another hard or soft **g** word, she moves two spaces. Continue the game until your child reaches **FINISH**.

CJ Says:

