
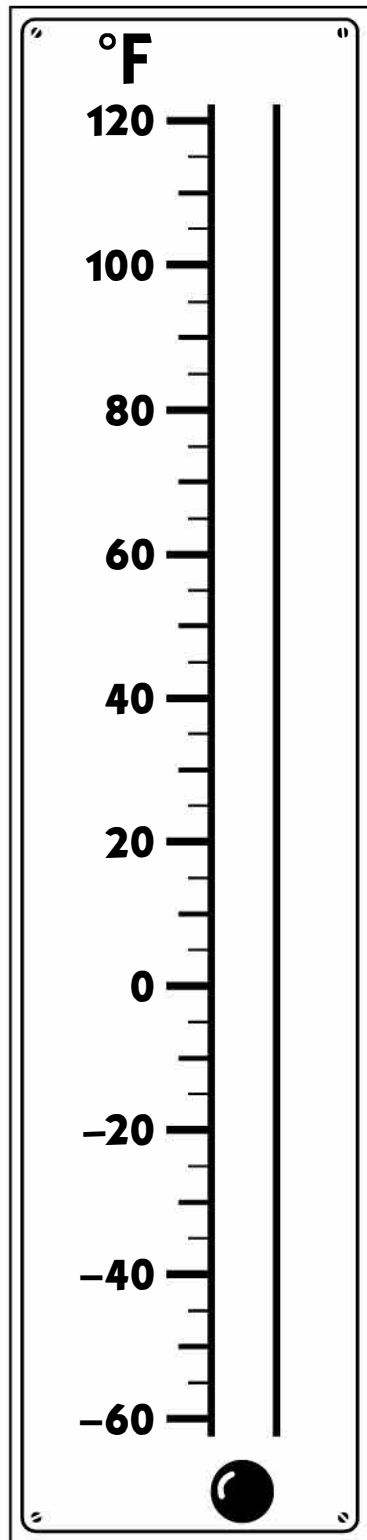


Coldest & Hottest Temperatures



80°F



104°F



-10°F



55°F

Thermometer Bingo

<p>Tulsa, OK* Average High Temperature in July: 94°F</p>	<p>-27°F</p>	<p>North Pole, AK** Average Low Temperature in February: -14.5°F</p>
<p>101°F</p>	<p>Antarctica† Average Annual Temperature: -58°F</p>	<p>Los Angeles, CA* Average Low Temperature in February: 50°F</p>
<p>Nome, AK* Average Low Temperature in February: -4°F</p>	<p>Palm Springs, CA* Average High Temperature in July: 108°F</p>	<p>32°F</p>
<p>New York City, NY* Average Low Temperature in February 26°F</p>	<p>-42°F</p>	<p>Portland, OR* Average High Temperature in July: 78°F</p>

* US Weather@ <http://countrystudies.us/united-states/weather/>


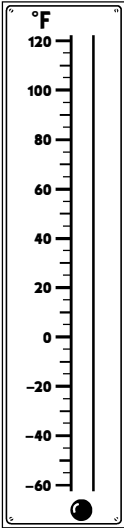
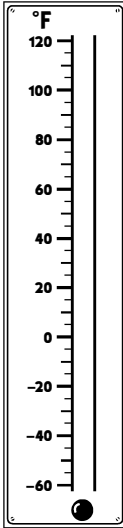
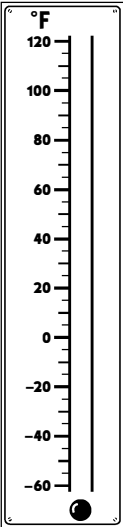
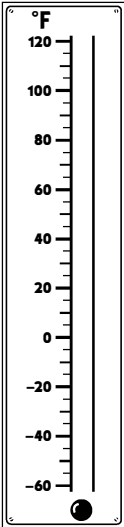
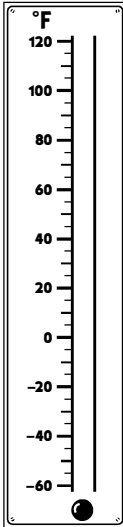

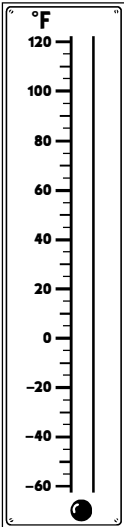
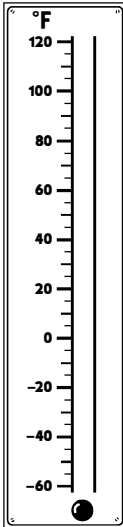
** Western Regional Climate Center@<http://www.wrcc.dri.edu/cgi-bin/cliMAIN.pl?aknorp>

† Antarctic Connection@<http://www.antarcticconnection.com/antarctic/weather/climate.shtml>

NAME _____



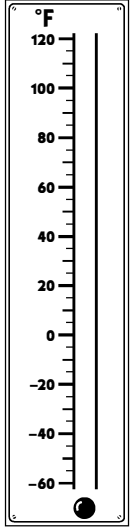
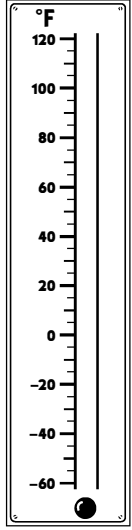
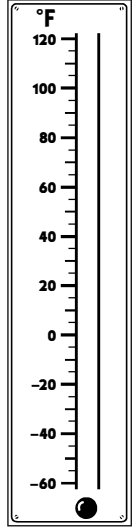
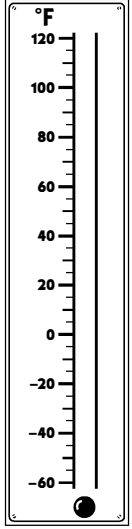
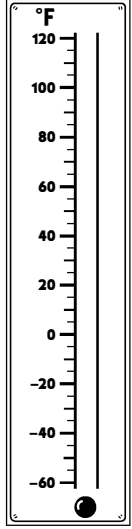
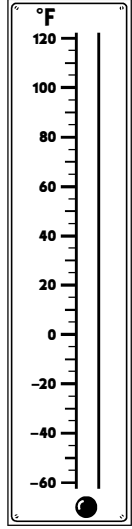
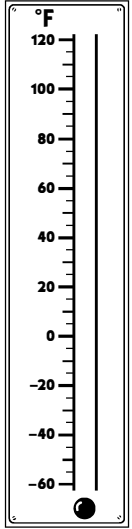
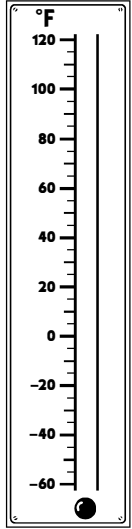
Thermometer Bingo Board A

<p>32°F</p> 	<p>-27°F</p> 	<p>50°F</p> 
<p>-42°F</p> 	<p>26°F</p> 	<p>108°F</p> 
<p>-4°F</p> 	<p>101°F</p> 	<p>94°F</p> 

NAME _____



Thermometer Bingo Board B

<p>-14.5°F</p> 	<p>-42°F</p> 	<p>78°F</p> 
<p>-27°F</p> 	<p>-4°F</p> 	<p>94°F</p> 
<p>101°F</p> 	<p>-58°F</p> 	<p>108°F</p> 